

Sarracenia

Volume 20, Numbers 1&2. Spring & Summer 2012

ISSNs: 1920-5821 (Print) 1920-583X (Online)

Newsletter of the Wildflower Society of Newfoundland and Labrador.

c/o Botanical Garden, Memorial University, 306 Mt. Scio Rd.,
St John's, NL, A1C 5S7.

Web www.wildflowersocietynl.ca e-mail: sarracenia@nl.rogers.com

Contents

Society notices.....	2, 10
Eyelid Tongue, Stately Fen Beacon, and a Raft Floating on Bladders: Story by Ed Hayden, Photos by Terrance Hownsell.....	3
Uncommon Wildflowers of Newfoundland 11: Muskflower (<i>Mimulus moschatus</i> Douglas ex Lindl.) By Henry Mann.....	8



"There must be one around here somewhere." (see pp.3-7)

Carmel Conway

Society notices.

Fall Program - 2012

All regular meetings are held at 7:30 p.m on the first Wednesday of the month at the MUN Botanical Garden Field Centre.

October 3: “*The Bighorns of Wyoming - Desert Canyons to Alpine Heights*”. Part 1 Speaker: Todd Boland


October 24: “*The Alpines of the Beartooth Mountains, All American Road*”, (Montana). Part 2. Speaker: Todd Boland This talk will be presented by the Rock Garden Society. However, we include in our schedule as it is part of a two-part presentation which members will enjoy.


November 7: “*Making of a Southern Garden - The Story of Tommie Bass*” (famous Appalachian herbalist). Speaker: John Crellin


December 5 : Christmas Party, with results of the Photography Competition, and the end of season slide show..


Message from the President.


What a wonderful wildflower season! Our warm summer meant no cancellations due to weather. Allow me to briefly highlight how splendid our season of walks were in 2012:


 To **Judy Blakeley** who lead us to the Hawke Hills to capture *Diapensia* and *Loisleuria*.


 To **Daphne Gillingham** for leading the **Bill Titford Memorial Walk** around the Geo Centre where the rhodora and chuckley-pears were magnificent.


 To **Karen and Gene Herzberg** for leading us through the new Bidgood's Park Wetland Park and Reserve, truly a birding and wildflower paradise!


 To **Luise Hermanutz** and **Madeleine Florent** for guiding us through Gosse's Wetland and for bringing our attention to the importance of its survival. A special thanks to **Robbie Hicks**, from the Torbay Environmental Committee for hosting our Society back at her home where we feasted on some delicious berry cake and cookies.


 To **John Maunder** for taking us on a second visit to Gosse's Wetland, for his botanical expertise and delightful history on our hike to Shoe Cove Beach, and our trip to view the Leopard Marsh Orchid at Pippy Park and our delight to stand under the Bohemian knotweed on Mount Scio Road.


 Our meander with **Glen Ryan** along the beautiful Gallows Cove Trail with memories of those huge buttercups and forget-me-nots .

 To **Todd Boland** for leading us over a somewhat “dry” orchid bog at Soldier's Pond, where we were joined by renowned photographer and orchid hunter, Hal Horowitz, from the Virginia Wildflower Society.

 To **Elke** and **John Molgaard** for a lovely day of botanizing in Brigus South, and for hosting us afterwards at their lovely cottage.

 To **Charles Cron** and **Carl Munden** for all their hard work in pulling off an incredibly successful field trip along Nova Scotia's South Shore and Cape Breton -Virginia Meadow-Beauty (*Rhexia virginica*) and Thread-leaved Sundew (*Drosera filiformis*) were just a few of the highlights

 To **John & Mary Bridson** for a fabulous mushroom walk. The wait was well worth it.

 And finally to **Ross Traverse** for hosting another informative tree walk at Government House, where we witnessed the tremendous effects of tropical storm Leslie.

Thanks to everyone! And let's hope for a repeat next year!

Continued on page 10

The 2011-12 Executive		
President:	Carmel Conway abcrhynd@nl.rogers.com	722-0121
Vice-President:	John Maunder	335-2462
Past President:	Glenda Quinn	834-8588
Secretary:	Heather Saunders	368-6935
Treasurer & Membership Sec:	Karen Herzberg karenherzberg@warp.nfld.net	753-6568
Sarracenia Editor:	Howard Clase	753-6415
Board Members:	Judith Blakeley, John Bridson, Todd Boland Daphne Gillingham, Helen Jones Glen Ryan, Ross Traverse Roger White.	

Eyelid Tongue, Stately Fen Beacon, and a Raft Floating on Bladders:

Wild Orchid Safari at Little Soldier's Pond; 22 July 2012

Story by Ed Hayden

Photos by Terrance Hounsell

Nothing in science can account for the way people feel about orchids. Orchids seem to drive people crazy. Those who love them love them madly. Orchids arouse passion more than romance. They are the sexiest flowers on earth. The name 'orchid' derives from the Latin orchis, which means testicle. This refers not only to the testicle-shaped tubers of the plant but to the fact that it was long believed that orchids sprang from the spilled semen of mating animals. The British Herbal Guide of 1653 advised that orchids be used with discretion. 'They are hot and moist in operation, under the dominion of Venus, and provoke lust exceedingly.' In Victorian England the orchid hobby grew so consuming that it was sometimes called orchid-delirium. (Orlean, 2000)

At the Newfoundland and Labrador Wildflower Society's orchid safari in late July, no orchids were collected, no lust was provoked, and, to my knowledge, the only delirium evident was a member's alarm cry and flailing of limbs upon realizing, too late, that she was standing on an anthill.

Nevertheless, there was plenty of passion among the seventeen orchid lovers, led by Todd Boland, on a stroll through the heath and bog at Little Soldier's Pond, where the power lines from the Holyrood generating station cross the Trans Canada Highway. Normally, it's pretty wet there. In previous years we observed sundews sitting in water and heard loud sucking sounds of rubber boots being pulled from bog holes. On this trip, however, a dominant sound was the crunch of dry Reindeer Lichen underfoot. As we walked across parched, brown bog holes, our boots didn't sink; they barely made tread prints. Not surprising, given this year's warmest temperatures on record across the northern hemisphere.

During the two-hour sunny stroll, we found seven of the forty-three

types of orchids growing in Newfoundland and Labrador, as listed by Voitek and Voitek (2006), and numerous other plants. It's easy to see why many society members return to this bog year after year, always in anticipation, often satisfied.

here, its inconspicuous greenish-white flowers blooming in late July. Howard and Leila Clase, whom we were delighted to have back with us on the trail after an absence earlier this year, drew our attention to the intricate three-and-three structure of this little six-inch orchid. The upper two petals and upper sepal (first three) form a small hood over the nectar opening at the center of the flower. In the second set of three, two sepals project forward, forming a pair of wings, while the lower petal forms a lip. Its namesake, a long nectar tube, or spur, curving gently sideways, is slightly swollen toward its tip. Most orchid flowers are normally twisted completely upside-down in maturity, but the flowers of this species are only half-way twisted – thus, the flowers are sideways. It's easy to see why many people pass by without noticing these unassuming little beauties.

We located several specimens of blooming White-fringed Orchid (*Platanthera blephariglottis*), common in Newfoundland but endangered or threatened in several



Platanthera blephariglottis

Not surprisingly, the first orchid we came upon was the small Club Spur (*Platanthera clavellata*), perhaps the most common orchid on bogs throughout the province, including

American states. *Platanthera* from Greek words, with 'plat' meaning flat, easy to remember, as in platypus, the Australian aquatic egg-laying mammal with a duck-like bill, and 'anthos', Greek for flower, cf 'anther', the portion of the stamen containing the pollen. An example of why these field trips are so impressive was Todd Boland's musing on the etymology of the name of this orchid: the species name, 'blephariglottis', is from 'blepharon', which means eyelid, referring to the fringe in the name, and 'glottis,' or tongue. One close look lets you see why the Latin name 'eyelid tongue' is so fitting.

Only a few Grass Pinks (*Calopogon tuberosus*) remained, their blooms now mostly spent. These are the second most common and

second to bloom of the pink bog orchids. Todd noted the flowering sequence of small pink bog orchids in Newfoundland: Dragon's Mouth (*Arethusa bulbosa*), mid-late June; Grass Pink (*Calopogon tuberosus*), early-mid July, still holding on here; and Rose Pogonia (*Pogonia ophioglossoides*), the least common of our pink bog orchids and latest to bloom, usually in mid-July, also found here.

Reaching higher ground on the way back, we came upon a single specimen of a short orchid with dense purple flowers in a spike, each flower with three conspicuous fringed lobes: the Small Purple-fringed Orchid (*Platanthera psycodes*), sometimes referred to as the butterfly orchid. On the Orchids of Wisconsin website, Jeffrey Hapeman notes that

'psycodes' is an irregular spelling (by Linnæus) of the Greek 'psychodes,' meaning 'butterfly-like,' a reference to the appearance of the flowers. We did not find its less common relative, the Large Purple-fringed Orchid (*Platanthera grandiflora*), which grows primarily on the west coast of the island. We came upon several specimens of an orchid that Voitek calls 'stately fen beacons' – Bog Candle or Scent Bottle (*Platanthera dilatata*). As the beacon epithet suggests, this orchid is quite visible and easy to identify, its tall, stout spikes of white flowers standing above the surrounding shrubbery. The Scent Bottle is one reason why orchid lovers wear quick-drying pants on bog walks: kneeling down to get the nose up close is essential for a



Above *Platanthera psycodes*

Left: *Calopogon tuberosus*

proper lungful of its sweet fragrance, like swirling Cabernet Sauvignon to release the wine's bouquet and then sticking your nose deep into the glass to inhale.

Although orchids were at centre stage today, other plants caught our attention, too. Indeed, the flowers of some plants were so dramatic that one could mistake them for orchids, including the profuse, deep-yellow blooms of Horned Bladderwort (*Utricularia cornuta*). This predatory aquatic plant gets its species name *cornuta* from the prominent downward-pointing spur, similar to how the fabled unicorn got its name, from a single horn, a uni-corn. Even more striking is the image suggested by

the genus name *Utricularia*, Latin for 'the master of a raft floated on bladders.' I kid you not! This is the embrace of science and poetry; this is the splendor of plant walks.

'But, John Maunder, where are the bladders on these Bladderworts? Isn't the whole structure that gives bladderworts their name supposed to be about their leaves having small bladders underwater to trap insects?' we asked. 'Yes and no,' said John. 'The leaves of this species of bladderwort grow underground, not freely floating in water as with most other species.' Aarrgh! That's downright aggravating. I accept that a fact is a thing not to be ignored, but I will not let this new information interfere with

the delightful ancient image of a master of a raft floated on bladders, which surely requires a wide expanse of water to make the metaphor work and dredge up memories of adventures with the master raftsmen Huckleberry Finn, Tom Sawyer and Jim on the Mississippi River. *Utricularia* will never be the same for me. It has been elevated today from a childhood memory of long, dark, bladder weeds tangled around our skinny legs and causing us to scream in horror while swimming in the Harbour Pond to poetic Greek notions of rafts and their masters.

A total of four insectivorous plants are found here, adapted to the nutrient-poor bog environment by



Drosera intermedia



Gaylussacia bigeloviana

Trapping and digesting insects: Bladderworts, Pitcher Plants (*Sarracenia purpurea*) and two of the sundews, Round-leaved and Spatulate leaved (*Drosera rotundifolia*, *D. intermedia*), the former in abundance, their sticky droplets on hairs glistening in the sun. The latter tends to avoid competition from other plants and grows in bare mud.

Dwarf Huckleberries (*Gaylussacia bigeloviana* - our plants were formerly thought to be *G. dumosa*) were all over the place here, from the highway all the way down the hillside, growing on low-lying shrubs among the Reindeer Lichen. The bell-shaped, whitish-pink flowers, in full bloom now, are similar to those of blueberries and in the same family – Ericaceae. At first glance, it's easy to mistake them for blueberries, and some of us did. Lean a little closer, though, and you'll see that these blooming bells are fatter and whiter, and if you turn a bell upside down and peer into it you'll see a blood-red centre inside, which blueberries don't have. Huckleberries are the late bloomers of this family. In autumn their resin-dotted leaves will turn scarlet, brightening the hillsides, and the black fruit will ripen by October. Todd Boland, in his gorgeous new field guide to the trees and shrubs of Newfoundland and Labrador, and Glen Ryan, in his original, briefer version, note that the fruit of this variety is considered edible but tasteless, unlike its more palatable relative, the less common Black Huckleberry *Gaylussacia baccata*.

The once-nodding clusters of pinkish-white flowers on the Bog Rosemary (*Andromeda polifolia*), similar to blueberry blossoms and in the same family, have turned into rounded light-green capsules now, their leathery, revolute leaves still distinctive. Howard Clase, respond-

ing to an enquiry, noted that the leaves of this plant are not a substitute for the culinary version of Rosemary (*Rosemarinus officinalis*). Many plants are popularly named for what they look like rather than because of a true relationship.

Walking among clusters of Newfoundland Dwarf Birch (*Betula michauxii*) is a delight, like a trip to Moo Moo's Ice Cream Parlour; I feel happy to pause here and mosey about, taking in the sights. I want to stay a spell. Perhaps it's the toy-like appearance of the broad, shiny, fan-shaped leaves overlapping along the short, erect branches. Sticking up out of the ground only about half a metre high, it is the smallest of this province's four dwarf-sized native birches. It first caught my eye a few years ago at Hawke Hills, the first stop on a society field trip the summer we wore winter parkas and battened down our hoods against the bitterly cold wind and pea-soup fog. Like Dwarf Huckleberry, the Newfoundland Dwarf Birch grows profusely at Little Soldier's Pond, thriving in the moist, sheltered habitat of the lower hillside, unlike the harsh environment of the higher and more exposed Hawke Hills.

We picked a few raspberries from canes growing near the road. The fruit of American Mountain Ash (*Sorbus americana*), Chuckley Pear (*Amelanchier* spp.) and Purple Chokeberry (*Aronia x prunifolia*) were still green. Dotting the lower hillside were yellow blooms of Marsh Goldenrod (*Solidago uliginosa*) and single mauve flowers atop short stems of Bog Aster (*Oclemena nemoralis*, formerly *Aster nemoralis*). We found a single specimen of Gall-of-the-Earth, sometimes called Wild Lettuce (*Nablis trifoliolatus*, formerly *Prenanthes trifoliolata*), though one look at it is enough to squash thoughts of tossing it into a Caesar

salad. It may have been magic mushrooms, or at least a very good sense of humour, that suggested lettuce potential in this dreary plant.

It was only July, but already the nodding, waxy-looking, white blossoms and lovely fragrance had disappeared from the single specimen of One-flowered Wintergreen (*Moneses uniflora*). Later in summer, this tiny gem, also known as Shy Maiden for the way it hangs its head, will stand up straight, and its fruit, now green, will ripen and split into five chambers, lengthwise from the tip – another reason to stroll along forest paths in the cooler months ahead to check on the progress of these woodland delights. Along the highway, tall, pink masses of Fireweed (*Chamerion angustifolium* subsp. *circumvagum*) bloomed this week, a wistful reminder of the approaching end of summer.

We found four delightful sedges. White-beaked Sedge (*Rhynchospora alba*), also known as White-beaked Rush, was blooming all over the place. Later, the tiny creamy-white spikelets of this tufted plant will turn brown. Also here in abundance were the bright yellow-green foliage and spiky seed heads of Michaux's Sedge (*Carex michauxiana*). On Dave's Garden website, Todd Boland calls it one of the most attractive sedges native to Newfoundland and suitable for growing in wet, acidic gardens. Lots of Deergrass (*Trichophorum cespitosum*, formerly *Scirpus cespitosus*) was growing here, too, in distinctive dense tufts. John called it 'the most common grassy, sedgy thing growing in bogs all over the province.' Its stamens and pistils project beyond the tips of the mature flowers; in autumn these mounds will turn a beautiful gold colour. Tawny Cotton Grass (*Eriophorum virginicum*), also in the sedge family, which usually lacks the long soft bristles

typical of most cotton grasses, also grew here, its woolly spikelets appearing as cotton balls.

In the dried-up bog pools was a peculiar type of club moss that John Maunder said was Southern Bog Clubmoss (*Lycopodiella appressa*), a larger version of the much commoner Marsh Club Moss (*Lycopodiella inundata*). Both species are usually found inundated by water. John noted that although *L. appressa* is on the Newfoundland plant list, it is rare, and seldom is it so easily accessible. The horizontal stems, covered in tiny, yellow-green, cedar-like leaves, creep across the bog hole, making it

easy to see why they are sometimes called ground pines or creeping cedar. The spore cones (strobili) atop upright branches give a club-shaped appearance, sensibly suggesting its common name.

Finally, after much looking we found two tiny gems that I would have trampled over without noticing if it were not for the perseverance of our leaders: Curly Grass Fern (*Schizaea pusilla*), its slender spiralling fronds just a few centimetres high and growing in tufts so small that we had to get down on hands and knees to see what was being pointed at; and Screwstem

(*Bartonia paniculata* subsp. *iodandra*), in the Gentian family, also tiny among the profusion of larger grasses, sedges and shrubs.

An old adage warns us that the devil is in the details, but it is the beauty, too, that we find there. In noticing the fine points – pink tinges on Huckleberry blooms, eyelid tongues of White-fringed Orchids, maroon lines on the inner walls of Pitcher Plants, dew claw impressions in dried peat – we took away vivid glimpses of this habitat and carry with us fond memories of a sublime morning in the bog.

References

Boland, Todd. 2011. Trees and Shrubs of Newfoundland and Labrador. Boulder Publications.

Boland, Todd; on Dave's Garden website: <http://davesgarden.com/guides/pf/go/87384/#b>

Hapeman, Jeffrey. Orchids of Wisconsin website: <http://www.botany.wisc.edu/orchids/psycodes.html>

Irish Peatlands website: <http://www.creativeinput.net/work/websites/peatlands/plants/index.html>

Orlean, Susan. 2000. The Orchid Thief. Random House. {Also a movie starring Nicholas Cage, Meryl Streep}

Ryan, Glen. 1978. Trees and Shrubs of Newfoundland and Labrador. Parks Division, Province of Newfoundland.

Voitk, Andrus and Voitk, Maria. 2006. Orchids on the Rock: The Wild Orchids of Newfoundland. Gros Morne Co-operating Association.



The plant seekers:

(left to right) Helen & Hal Horowitz., Todd Boland, Karen & Gene Herzberg, Carolyn Harley, Ed Hayden, Howard Clase, Roger White, John Maunder, Pat Hill, Rita Anderson, Jim Brokenshire, Leila Clase, Carmel Conway, Terrance Hownsell. & Kathy Field

Uncommon Wildflowers of Newfoundland 11: Muskflower (*Mimulus moschatus* Douglas ex Lindl.)

By Henry Mann

Muskflower or Musk Monkey-flower is a herb of wet and damp places with stems growing 20 – 40 cm, creeping at the bases and ascending at the tips (Figure 1). Leaves are opposite and the whole plant is sticky–gummy–hairy, some variants and cultivars producing a distinct musky odour. Flowers are yellow, have a tubular corolla often with reddish stripes or dots, and are weakly two-lipped with an open throat and a bearded lower lip. Five petal lobes produce a flat-faced flower about 15 – 20 mm across (Figure 2).

Is there some advantage to being

smelly, hairy and gooey? Biologists often like to suggest that prominent features of living organisms have some purpose, some “survival value”. Odours are a form of chemical advertisement that either say “come here” or “go away”, perhaps attracting pollinators or repelling herbivores and sucking insects. As well, matted slimy hairs may deter munchers and suckers. I don’t know whether this is true for Muskflower, but it seems like a plausible suggestion. Or maybe these features are just happenstance acquisitions from distant times having little real functional significance in the

present life of this species. Who knows?

The genus *Mimulus*, commonly referred to as “Monkey-flowers”, was placed in the Figwort Family (Scrophulariaceae), then in the Snapdragon Family (Plantaginaceae), and now in the Lopseed Family (Phrymaceae). In recent times DNA analysis has gutted the former large Figwort Family with much shuffling at the family, genus and species levels. Scrophulariaceae as I once knew it has been redistributed among at least seven families, some new, some already existing.



Figure 1: Habit of Muskflower.



Figure 2: Mimulus flower, face view.

Originally proposed in 1847, the Family Phrymaceae had only a single genus represented by only a single species in North America and east Asia, Lopseed (*Phryma leptostachya*), a plant of eastern woodlands. "Lopseed" refers to the fruits which hang down against the stem. Now the family has perhaps more than 190 species worldwide, all from redefining, splitting, renaming and other such activities that fill the lives of taxonomists. Most readers probably don't give a fig about Figwort Family breakup, but as new guides and manuals appear these current re-alignments will become apparent. Oblivious to all of this frantic academic bustle, Muskflowers and most naturalists pleasantly carry on their normal lives because in nature it matters not a whit what others call you, it only matters how you interact, cope, and cooperate with your fellow biosphere travellers.

The origin of the "monkey" name is somewhat speculative. *Mimulus* is apparently from the Greek/Latin "mimo" or "mimus" referring to an actor/mimic/buffoon. Some see a grinning flower face resembling masks worn by actors. Perhaps the "monkey" connotation reflects the ability to mimic facial expressions. One source suggested that seeds have markings resembling monkey faces. What seems more certain is that "*moschatus*" is from the Greek meaning "musky".

M. moschatus was first collected by D. Douglas in 1825 in Washington State and published by J. Lindley in 1828 based on Douglas' description, including the statement, "..... emitting a very powerful and gratifying smell of musk." By 1827 it was already being cultivated in Britain and shortly thereafter also in eastern North America. It was first collected from the wild in New England in 1902, but

whether the discovered plants were native or escaped horticultural cultivars is not clear. Fernald in his Gray's Manual (1950) states, "... apparently indigenous in Newfoundland, Magdalen Islands, and northern Michigan, elsewhere with us adventives or introduced." Because of its pretty flowers and strong delightfully enchanting fragrance it became a popular and staple flower in the neat and geometrically pleasing designs of British Victorian Gardens. Then the strangest thing happened. In the early 1900's, about WWI times, Muskflowers all over the world lost their fragrance! At the time it was touted as "one of the most inexplicable happenings in the whole world of horticulture". As suggested by A. O. Tucker (1988) the answer to this conundrum seems to lie in breeding and selection practises. More vigorous and larger flowering forms were developed by hybridization with unscented species and by selection for visual enhancement which all but eliminated or modified the genes for musk production. The more visually appealing cultivars were quickly adopted world-wide and in a few short years the "species" seemed to mysteriously have lost its musky scent, at least in the cultivars that most humans were familiar with. In the wild, *M. moschatus* still occurs in strongly scented and less scented forms in its original North American range. Odour varies with the population, with the developmental stage and even with the time of day.

I am not able to elaborate on how musky our Newfoundland plants are. Like many members of my species, assessment of plants is largely visual, paying only scant attention to olfactory clues unless they are overwhelmingly noticeable. In

common parlance, "too see" is usually synonymous with "to understand"; unfortunately often this is not so. Next time I encounter this species in Newfoundland I will try to determine whether our plants retain this musky odour or whether their ancestors may have been part of that grand breeding episode which left the musk in the name, but robbed the cultivated plant of its once alluring fragrance.

I have only observed two populations of Muskflower on the Island, both on the west coast, one on the Port au Port Peninsula near Aquathuna, and the other in Rocky Harbour. In both cases they inhabited wet roadside ditches. The Rouleau and Lamoureux Atlas (1992) documents seven records on the west coast from Port aux Basques to Bonne Bay, one in the centre of the Island, and one from the Avalon near St. John's. There appears to be a lot of potential habitat (cool, moist, semi-shade) so in theory it may become more common in the future depending on its ability to disperse. Blooming has been observed here throughout the month of July, but probably also occurs through August.

Other than significant past horticultural interest, this species does not appear to have had an extensive medicinal or culinary use by humans. It is said to accumulate NaCl and other salts and having so been used in the early North American west to flavour wild game; reported to taste quite salty and bitter unless well cooked. Plant juices have been used to soothe minor burns and skin irritations. The standard seed catalogues (Dominion, Stokes, Vesey's, Richter's, etc.) do not list it, however, seeds are still available from various internet sites, and of course, can also be collected from the wild.

Happy Botanizing!

{The easiest place to see Musk

Flowers in the St John's area is off Portugal Cove Road where it passes Windsor Lake. It's in the ditch by the entrance to the gravel pit on the

hill. Neither the Bridsons nor the Clases remember a scent. John Maunder also knows of a site near Spaniards Bay. Ed.}

Selected Sources

Ewing, B. C. 2001. *Mimulus moschatus* Dougl. ex Lindl. Musk Flower. New England Wild Flower Society, Framingham, MA

Tucker, A. O. 1988. The Strange History of the Musk Plant: A Popular Cottage Garden Perennial of the Victorian Era. *The Herbarist* 54: 60 – 67.

Society messages continued from page 2:

Message from the Editor.

Apologies for the long delay in producing this first issue of volume 20. It is due to a combination of circumstances: our health problems, moving house and a shortage of contributions. I hope that we can get another couple of issues out before the end of the year. For this reason I've called this a combined #1&2. I have a couple of ideas for articles, but I'd appreciate some contributions from members too. If you are a new contributor please get in touch at sarracenia@nl.rogers.com for a copy of our notes for authors..

Print or Electronic Copies?

A couple of years ago the Society decided that the cost of sending out colour printed copies of Sarracenia could not be borne by our \$10 annual fee, and rather than increase the fee we decided to follow the practise of other similar organisations and send out copies

electronically so that members could print their own; printing only one or two copies ourselves for those few members who did not have e-mail. However, Sarracenia is designed for printing and it appears that many members do not have suitable printing facilities and find it difficult to read on screen. So the board has decided to offer members the option of receiving printed copies if they are prepared to pay a surcharge to cover the cost. Each issue costs around \$4 - \$5 for printing and mailing, so we have settled on an initial annual surcharge of \$15. This appears on the membership form appended to this issue. If you have already paid for 2012-13 (which you should have by now) then please notify the treasurer with appropriate payment.

Volunteer Wanted.

Following on the previous item, the board is seeking a member who will look after getting the printed issues printed and mailed. Please let the Editor know if you would be interested.

Index to Scientific Names

Andromeda	Drosera	Moneses	Rhynchospora
polifolia.....6	intermedia.....6	uniflora.....6	alba.....6
Arethusa	rotundifolia.....6	Nablus	Sarracenia
bulbosa.....4	Eriophorum	trifoliolatus.....6	purpurea.....6
Aronia	virginicum.....6	Oclemena	Schizaea
x prunifolia.....6	Gaylussacia	nemoralis.....6	pusilla.....7
Bartonia	dumosa.....6	Platanthera	Solidago
paniculata.....7	Gaylussacia	blephariglottis.....3	uliginosa.....6
Betula	baccata.....6	clavellata.....3	Sorbus
michauxii.....6	bigeloviana.....6	dilatata.....4	americana.....6
Calopogon	dumosa.....6	grandiflora.....4	Trichophorum
tuberosus.....4	Lycopodiella	psycodes.....4	cespitosum.....6
Carex	appressa.....7	Pogonia	Utricularia
michauxiana.....6	inundata.....7	ophioglossoides.....4	cornuta.....5
Chamerion	Mimulus	Prenanthes	
angustifolium.....6	moschatus.....1, 8, 9, 10	trifoliolata.....6	

Wildflower Society of Newfoundland and Labrador
Membership Form

Name _____

If details are unchanged please write "Unchanged" on address line, otherwise correct as necessary.

Street/PO Box _____

Town/City _____ Province/State _____ Postal Code _____

Country (if not Canada) _____ Telephone (H) _____

Email address _____

Printed copies of Sarracenia by mail?# Yes ___ No___

Renewal (\$10) or New Member (see below*)? \$ _____

Surcharge (\$15) for printed copies of Sarracenia (see below)# \$ _____

Amount Enclosed \$ _____ DATE _____

Our subscription year runs from September to August, please renew soon if you haven't done so. Annual subscription is \$10.00.

**For anyone joining for the first time during January to April the fee is \$15.00, which also includes membership for the following September to August.*

#Members who wish to receive a printed colour copy of Sarracenia are asked to contribute an extra \$15.00 a year for printing and mailing expenses. We will continue to send an electronic copy too.

Please mail completed form and cheque/money order to:

Membership Secretary
Wildflower Society of Newfoundland and Labrador
c/o Memorial University Botanical Garden, 306 Mt. Scio Rd
St. John's, NL, Canada, A1C 5S7

A receipt will be sent to you by e-mail, unless you do not have access to e-mail.

This form is also available from our website www.wildflowersocietynl.ca.

Or bring the completed form and cheque to next indoor meeting. Karen Herzberg, our Membership Secretary will be available on most of wildflower walks and Summer 2013 Field Trip to accept new and renewing membership monies.